



## Valentina's Personalized Egg Quality Assessment

### Patient

Patient ID: 123456  
Patient Name: Valentina González  
Date of Birth: 15 Aug 1989  
Date of Report: 16 Jun 2023

### Clinic

Doctor: Maria García Ramírez  
Clinic: Future Fertility Clinic  
Phone: (123) 456-7890  
Email: info@clinic.com

### Report

Date of Retrieval: 16 Jun 2023  
Age at Retrieval: 33 years old  
# of Mature Oocytes: 8

**MAGENTA™** is an image-based AI tool to assess *oocyte* (egg) quality and provides a personalized score from 0-10 and probability for each oocyte. Higher values indicate greater chances of an oocyte to develop into a *blastocyst* (day 5-7 embryo) and to be *euploid* (23 pairs of chromosomes).



### Oocytes Evaluated

# of Mature Eggs Evaluated by MAGENTA™

8 MATURE OOCYTES

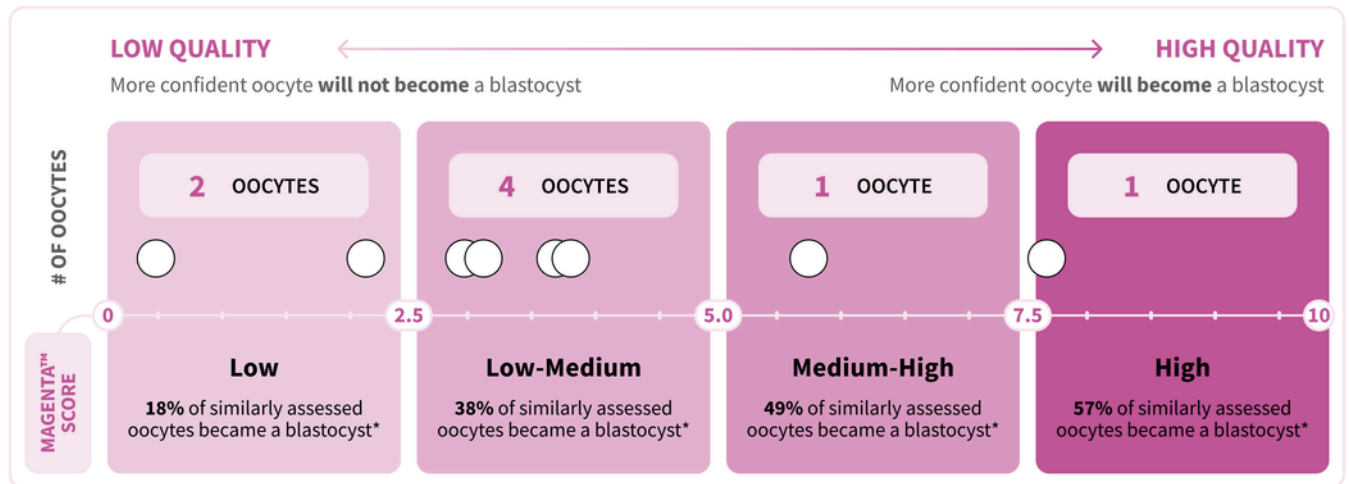
Assessed by MAGENTA™



### MAGENTA™ Oocyte Quality Score

Egg Quality Score (0-10)

Personalized AI assessment of your eggs. Higher MAGENTA™ scores represent higher quality eggs and correlate with an increased chance to become a *blastocyst* embryo.



\*The probability of blastocyst development is based on an external dataset of ~12,000 oocyte images previously assessed by MAGENTA™ and the observed blastocyst development of oocytes in this score range. True blastocyst development will depend on clinic blastocyst rates, but as MAGENTA™ scores increase, blastocyst development probabilities also increase.



### Euploidy Insights

Predicted # of Euploid Blastocysts

Personalized chances of developing *euploid* blastocysts from your mature eggs.

AT LEAST 1 EUPLOID

91%  
PROBABILITY

MOST LIKELY OUTCOME

1-2  
EUPLOIDS

OVERVIEW OF PREDICTED OUTCOMES

# OF EUPLOIDS PROBABILITY	0	1-2	3-4	5-6	7-8	9-10
	15%	72%	9%	2%	1%	0%



**Valentina's Egg Images & AI Assessments**

**Patient ID** 123456  
**Patient Name** Valentina González  
**Date of Birth / Age** 15 Aug 1989 / 33y

Egg images shown at 20-40x magnification, include probability of becoming a blastocyst embryo & euploid blastocyst. Not all eggs reach blastocyst stage & fewer will become euploid. Euploidy prediction threshold is 28%.

- ↑ ≥28% are more likely to result in a euploid
- ↓ <28% are less likely to result in a euploid

Sorted by egg ID

Egg 1

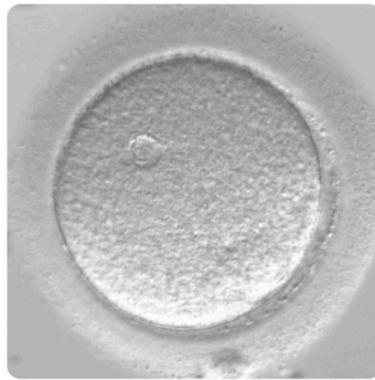


**3.2 /10**  
MAGENTA™  
SCORE



**30 %** Likelihood of being euploid

Egg 2



**7.6 /10**  
MAGENTA™  
SCORE



**47 %** Likelihood of being euploid

Egg 3



**6.1 /10**  
MAGENTA™  
SCORE



**40 %** Likelihood of being euploid

Egg 4



**2.9 /10**  
MAGENTA™  
SCORE



**19 %** Likelihood of being euploid

Egg 5



**3.8 /10**  
MAGENTA™  
SCORE



**32 %** Likelihood of being euploid

Egg 6



**2.0 /10**  
MAGENTA™  
SCORE



**12 %** Likelihood of being euploid



## Valentina's Egg Images & AI Assessments

**Patient ID** 123456  
**Patient Name** Valentina González  
**Date of Birth / Age** 15 Aug 1989 / 33y

Egg images shown at 20-40x magnification, include probability of becoming a blastocyst embryo & euploid blastocyst. Not all eggs reach blastocyst stage & fewer will become euploid. Euploidy prediction threshold is 28%.

- ⬆️ ≥28% are more likely to result in a euploid
- ⬇️ <28% are less likely to result in a euploid

Sorted by egg ID

Egg 7



**3.9** /10  
MAGENTA™  
SCORE



**34%** Likelihood of being euploid

Egg 8



**1.8** /10  
MAGENTA™  
SCORE



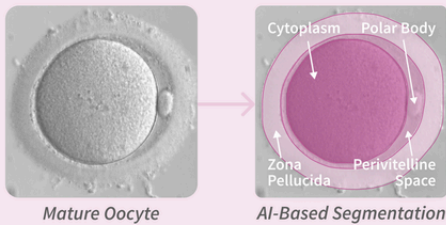
**9%** Likelihood of being euploid

## Patient Resources



## How Our AI Model Works

The Science Behind the AI Assessment



- **MAGENTA™** AI non-invasively analyzes mature oocyte cell structures and minuscule, pixel-level image details.
- A "mask" automatically segments critical areas of the cell for the AI model to assess.
- The model applies patterns and learnings from a database of 650k+ images and real-life developmental outcomes from clinics across the world to calculate personalized quality assessments for each of your oocytes.

## Find More Resources Online



- Read our scientific research publications
- Find more FAQs
- View our blog posts
- And much more!

[futurefertility.com/magenta-my-report](https://futurefertility.com/magenta-my-report)

## Definitions

- **Mature Oocyte** An egg that is fully developed & ready to be fertilized by sperm.
- **Blastocyst** Embryo development stage that occurs between days 5-7 after fertilization.
- **Euploid Blastocyst** A blastocyst embryo that contains the correct number of chromosomes (23 pairs) & is correlated with greater chances of pregnancy success.
- **Semen Analysis** Sperm evaluation based on sample concentration, motility, & morphology.
- **Receptive Uterus** Lining of uterus is in ideal condition for an embryo to implant.
- **Live Birth** Successful delivery of a baby.

## Frequently Asked Questions

### Why does the MAGENTA™ report only analyze mature oocytes?

Only mature oocytes (eggs) have completed the necessary developmental steps to enable fertilization and are therefore at the correct stage for IVF and/or ICSI.

### Why is blastocyst development and euploidy important to consider in IVF and ICSI?

Reaching the blastocyst stage is a key milestone because these blastocyst embryos have a higher chance of implantation when they are transferred into the uterus. Euploidy blastocysts are considered chromosomally normal embryos, having 23 pairs of chromosomes, and have lower rates of genetic errors and are more likely to develop into a healthy baby. It is important to remember that even euploid blastocysts may not result in a live birth, because of other processes that need to occur to support implantation and ultimately a successful pregnancy.

### Are eggs with higher scores guaranteed to become blastocysts and lead to live birth?

Egg quality is a key part of your fertility journey. Blastocyst development and a successful pregnancy are influenced by many factors, including sperm quality, lab rates, and uterine factors. Due to these factors, egg quality scores alone cannot fully guarantee outcomes.

### Will a specific egg be selected when it is time to use them?

Every clinic has their own scientific method of selecting the best embryos for transfer. The MAGENTA™ report provides information about your egg quality to support the decision making process and counselling for your fertility planning.

### How can MAGENTA™ scores impact my fertility planning?

MAGENTA™ scores offer personalized insights into your fertility health to help manage expectations and guide treatment planning. For example, if egg quality is high but the cycle fails then other factors, such as sperm quality, may be considered and optimized in future cycles.

**650k+**  
**Oocyte Images**

WORLD LEADING DATASET

**7**  
**Scientific Papers**

PUBLISHED IN PEER REVIEWED JOURNALS

**100+**  
**Abstracts**

IN ACADEMIC CONFERENCES

**300+**  
**Clinics**

ACROSS 35+ COUNTRIES

**4**  
**Patient Awards**

FOR INNOVATION IN FERTILITY CARE



## Disclaimer & Additional Information

MAGENTA™ is an AI-based predictive model consisting of an ensemble of custom deep neural networks trained to analyze 2D images of oocytes to predict blastocyst development and ploidy status [1-6]. Outcome scores and predictions are based on proprietary technology combining MAGENTA™ image analysis (Oocytes > Blastocysts and Ploidy). Assessments may be affected by image quality and assume a normal semen analysis; however, other external factors may impact blastocyst development.

Future Fertility strives to provide the most precise results using state-of-the-art technologies and software development. MAGENTA™ is not intended to substitute professional medical advice or replace the patient-doctor consultation. Please speak to your health care provider about your circumstances prior to making any decisions. Commercially available as per: CE Mark, Health Canada, MHRA & ANVISA. ISO 13485, HIPAA & GDPR compliant. For investigational use only in USA. IRB Tracking # 2021-2732-6559-2. Patent [futurefertility.com/en/virtual-patent-marking](https://futurefertility.com/en/virtual-patent-marking)

🔍 Looking for the articles we reference? Have a look at our research from the QR Code above

## Feedback & Support

For questions or ideas, please contact our Customer Support team  
[support@futurefertility.com](mailto:support@futurefertility.com)

For clinical inquiries, please contact our Medical Director  
[md@futurefertility.com](mailto:md@futurefertility.com)

## Version

Magenta IVF R5.0|OBv3.0 & OEv3.0|RPv3.0